






Elephant Testosterone, T GENLISA™ ELISA

REF : KLE0001

Ver 1.0

RUO

Enzyme Immunoassay for the quantitative determination of Elephant Testosterone, T in serum and/or plasma

RUO	For Research Use Only	REF	Catalog Number
	Store At	LOT	Batch Code
	Manufactured By		Biological Risk
	Expiry Date		Consult Operating Instructions

For Research Use Only. Purchase does not include or carry the right to resell or transfer this product either as a stand-alone product or as a component of another product. Any use of this product other than the permitted use without the express written authorization of KRISHGEN BioSystems is strictly prohibited.

REF KLE0001

 96 tests



KRISHGEN BioSystems Unit Nos#318/319, Shah & Nahar,
Off Dr E Moses Road, Worli, Mumbai 400018.
Tel: 91 (22) 49198700 | Email: sales@krishgen.com

Elephant Testosterone, T GENLISA™ ELISA**Introduction:**

The Genlisa™ ELISA kits are used for assessing the specific biomarker in samples analytes which may be serum / plasma as validated with the kit. The kit employs a sandwich ELISA technique which leads to a higher specificity and increased sensitivity compared to conventional competitive ELISA kits which employ only one antibodies. Double antibodies are used in this kit.

Intended Use:

The Elephant Testosterone, T GENLISA™ ELISA is used as an analytical tool for quantitative determination of Elephant Testosterone, T in serum and plasma.

Principle:

The method employs sandwich ELISA technique. Monoclonal antibodies are pre-coated onto microwells. Samples and standards are pipetted into microwells and Elephant Testosterone, T present in the sample are bound by the antibodies. Then, a HRP (horseradish peroxidase) conjugated secondary antibody is pipetted and incubated to form a complex. After washing microwells in order to remove any non-specific binding, the ready to use substrate solution (TMB) is added to microwells and color develops proportionally to the amount of Elephant Testosterone, T in the sample. Color development is then stopped by addition of stop solution. Absorbance is measured at 450 nm.

Materials Provided:

1. Coated Microtiter Plate (12x8 wells) – 1 no
2. Concentrated Standard (*to dilute as per instructions provided separately*)* – 0.2ml
3. HRP Conjugate – 12 ml
4. Sample Diluent (2X) – 25ml
5. Wash Buffer (20X) – 25 ml
6. TMB Substrate – 12 ml
7. Stop Solution – 12 ml
8. Instruction Manual

** concentration details indicated in the performance characteristics section*

Materials to be provided by the End-User:

1. Microtiter Plate Reader able to measure absorbance at 450 nm.
2. Adjustable pipettes and multichannel pipettor to measure volumes ranging from 25µl to 1000µl
3. Deionized (DI) water
4. Wash bottle or automated microplate washer
5. Graph paper or software for data analysis
6. Timer
7. Absorbent Paper

Handling/Storage:

1. All reagents should be stored at 2°C to 8°C for stability.
2. All the reagents and wash solutions should be used within 12 months from manufacturing date.
3. Before using, bring all components to room temperature (18-25°C). Upon assay completion ensure all components of the kit are returned to appropriate storage conditions.
4. The Substrate is light-sensitive and should be protected from direct sunlight or UV sources.

Health Hazard Warnings:

1. Reagents that contain preservatives may be harmful if ingested, inhaled or absorbed through the skin.
2. For Research Use Only.



Elephant Testosterone, T GENLISA™ ELISA

Sample Preparation and Storage:

Blood is taken by venipuncture. Serum is separated after clotting by centrifugation. Plasma can be used, too. Lipaemic, hemolytic or contaminated samples should not be run. Repeated freezing and thawing should be avoided. If samples are to be used for several assays, initially aliquot samples and keep at - 20°C.

Preparation Before Use:

Allow samples to reach room temperature prior to assay. Take care to agitate patient samples gently in order to ensure homogeneity.

Test Sample preparation - Samples have to be diluted 1:500 to 1:1000 (v/v), e.g. for 1:500 (1 µl sample + 499 µl sample diluent) prior to assay. The samples may be kept at 2 - 8°C for up to three days. Long-term storage requires -20°C.

Reagent Preparation (all reagents should be diluted immediately prior to use):

1. Label any aliquots made with the kit Lot No and Expiration date and store it at appropriate conditions mentioned.
2. Bring all reagents to Room temperature before use.
3. To make Wash Buffer (1X); dilute 50 ml of 20X Wash Buffer in 950 ml of DI water.
4. To make Sample Diluent (1X); dilute 25 ml of 2X Sample Diluent in 25 ml of DI water.
5. Standards Dilution: Prepare the standards as per the datasheet enclosed with the kit using the provided standard Concentration and Sample Diluent.

Procedural Notes:

1. In order to achieve good assay reproducibility and sensitivity, proper washing of the plates to remove excess un-reacted reagents is essential.
2. High Dose Hook Effect may be observed in samples with very high concentrations of Elephant Testosterone, T. High Dose Hook Effect is due to excess of antibody for very high concentrations of Elephant Testosterone, T present in the sample. High Dose Hook effect is most likely encountered from samples early in the purification process. If Hook Effect is possible, the samples to be assayed should be diluted with a compatible diluent. Thus if the
3. Elephant Testosterone, T concentration of the undiluted sample is less than the diluted sample, this may be indicative of the Hook Effect.
4. Avoid assay of Samples containing sodium azide (NaN_3), as it could destroy the HRP activity resulting in under-estimation of the amount of Durvalumab.
5. It is recommended that all Standards and Samples be assayed in duplicates.
6. Maintain a repetitive timing sequence from well to well for all the steps to ensure that the incubation timings are same for each well.
7. If the Substrate has a distinct blue color prior to use it may have been contaminated and use of such substrate can lead to compromise of the sensitivity of the assay.
8. The plates should be read within 30 minutes after adding the Stop Solution.
9. Make a work list in order to identify the location of Standards and Samples.

Assay Procedure:

1. It is strongly recommended that all Controls and Samples be run in duplicates or triplicates. A standard curve is required for each assay. All steps must be performed at 37°C
2. Add **100 µl** of **Standards** or **Samples** into the respective wells.
3. Cover the plate and incubate for 120 minutes at 37°C

Elephant Testosterone, T GENLISA™ ELISA

4. Aspirate and wash plate 4 times with **Wash Buffer (1X)** and blot residual buffer by firmly tapping plate upside down on absorbent paper. Wipe of any liquid from the bottom outside of the microtiter wells as any residue can interfere in the reading step.
5. Pipette without delay in the same order **100 µl** of **HRP Conjugate** into each well.
6. Cover the plate and incubate for 60 minutes at 37°C
7. Aspirate and wash plate 4 times with **Wash Buffer (1X)** and blot residual buffer by firmly tapping plate upside down on absorbent paper. Wipe of any liquid from the bottom outside of the microtiter wells as any residue can interfere in the reading step.
8. Add **100 µl** of **TMB Substrate** in each well.
9. Incubate the plate at 37°C for 15-30 minutes in dark. DO NOT SHAKE or else it may result in higher backgrounds and worse precision. Positive wells should turn bluish in color.
10. Pipette out **100 µl** of **Stop Solution**. Wells should turn from blue to yellow in color.
11. Read the absorbance at 450 nm with a microplate reader.

Calculation of Results:

Determine the Mean Absorbance for each set of duplicate or triplicate Standards and Samples. Using Graph Paper, plot the average value (absorbance 450nm) of each standard on the Y-axis versus the corresponding concentration of the standards on the X-axis. Draw the best fit curve through the standard points. To determine the unknown Elephant Testosterone, T concentrations, find the unknown's Mean Absorbance value on the Y-axis and draw a horizontal line to the standard curve. At the point of intersection, draw a vertical line to the X-axis and read the Elephant Testosterone, T Concentration. If samples were diluted, multiply by the appropriate dilution factor. Software which is able to generate a cubic spline curve-fit is best recommended for automated results.

Note:

It is recommended to repeat the assay at a different dilution factor in the following cases:
- If the sample absorbance value is below the first standard.

Quality Control:

It is recommended that for each laboratory assay appropriate quality control samples in each run to be used to ensure that all reagents and procedures are correct.

Performance Characteristics of the Kit:

This kit has been validated. Please view the details herein below.

Standard Calibrator Concentration Provided | Standard Calibrator Graph Range | Sensitivity

Elephant Testosterone, T GENLISA™ ELISA

Safety Precautions:

- **This kit is for research only.** Follow the working instructions carefully.
- The expiration dates stated on the kit are to be observed. The same relates to the stability stated for reagents
- Do not use or mix reagents from different lots.
- Do not use reagents from other manufacturers.
- Avoid time shift during pipetting of reagents.
- All reagents should be kept in the original shipping container.
- Some of the reagents contain small amount of sodium azide (< 0.1 % w/w) as preservative. They must not be swallowed or allowed to come into contact with skin or mucosa.
- Source materials maybe derived from human body fluids or organs used in the preparation of this kit were tested and found negative for HBsAg and HIV as well as for HCV antibodies. However, no known test guarantees the absence of such viral agents. Therefore, handle all components and all patient samples as if potentially hazardous.
- Since the kit contains potentially hazardous materials, the following precautions should be observed
 - Do not smoke, eat or drink while handling kit material
 - Always use protective gloves
 - Never pipette material by mouth
 - Wipe up spills promptly, washing the affected surface thoroughly with a decontaminant.
- In any case GLP should be applied with all general and individual regulations to the use of this kit.

**LIMITED WARRANTY**

Krishgen Biosystems does not warrant against damages or defects arising in shipping or handling, or out of accident or improper or abnormal use of the Products; against defects in products or components not manufactured by Krishgen Biosystems, or against damages resulting from such non-Krishgen Biosystems made products or components. Krishgen Biosystems passes on to customer the warranty it received (if any) from the maker thereof of such non Krishgen made products or components. This warranty also does not apply to Products to which changes or modifications have been made or attempted by persons other than pursuant to written authorization by Krishgen Biosystems.

THIS WARRANTY IS EXCLUSIVE. The sole and exclusive obligation of Krishgen Biosystems shall be to repair or replace the defective Products in the manner and for the period provided above. Krishgen Biosystems shall not have any other obligation with respect to the Products or any part thereof, whether based on contract, tort, and strict liability or otherwise. Under no circumstances, whether based on this Limited Warranty or otherwise, shall Krishgen Biosystems be liable for incidental, special, or consequential damages.

This Limited Warranty states the entire obligation of Krishgen Biosystems with respect to the Products. If any part of this Limited Warranty is determined to be void or illegal, the remainder shall remain in full force and effect.

Krishgen Biosystems. 2019

THANK YOU FOR USING KRISHGEN PRODUCT!