






GENLISA™ PLANT DIAGNOSTIC DAS ELISA CONTROLS

REF : DASREAGCNTRL

ver 1.0

RUO

RUO	For Research & Use Only	REF	Catalog Number
	Store At	LOT	Batch Code
	Manufactured By		Biological Risk
	Expiry Date		Consult Operating Instructions

For Research Use Only. Purchase does not include or carry the right to resell or transfer this product either as a stand-alone product or as a component of another product. Any use of this product other than the permitted use without the express written authorization of KRISHGEN BioSystems is strictly prohibited.



KRISHGEN BioSystems

Unit Nos#318/319, Shah & Nahar,
Off Dr E Moses Road, Worli, Mumbai 400018.
Tel: 91 (22) 49198700 | Email: sales@krishgen.com

Lyophilized Controls For GENLISA™ PLANT DIAGNOSTIC ELISA Tests

Storage and Usage:

Store controls at 4°C. For long term storage, controls should be kept at -20°C.

Controls are recommended for ELISA tests with KRISHGEN's Reagents, Kits and other test formats only. Positive viral controls may contain more than one virus. Positive controls may be made by the denatured microorganisms or proteins, and not intended to use for any biological assay.

Control Preparation:

To prepare the control, use the sample extraction buffer for the test system and the protocol for which the control will be used. The volume on the control label is the amount of sample extraction buffer required to prepare the control. Add this amount of sample extraction buffer to the vial to prepare the control. Mix the rehydrated control in the vial by gently shaking until fully dissolved.

Making Aliquots:

The prepared control can be used immediately, or divided into aliquots and stored frozen (-10°C to -40°C). Each aliquot should be sufficient for at least one use. For example, if you will use this control in one well each time you run the test, prepare 120 ul aliquots. Prepare 220 ul aliquots if you will use the control in two wells.

Control aliquots must be kept frozen until just before use. Do not refreeze controls once they have been thawed. More than one free-thaw will lead to deterioration of the controls.

Using the Control:

At the time you run the test, remove one control from storage and allow it to thaw. Add the prepared control to the appropriate control well; the volume of prepared control should be the same volume as the sample.

If you have any questions about preparing and using controls, please contact us at - sales@krishgen.com

LIMITED WARRANTY

Krishgen Biosystems does not warrant against damages or defects arising in shipping or handling, or out of accident or improper or abnormal use of the Products; against defects in products or components not manufactured by Krishgen Biosystems, or against damages resulting from such non-Krishgen Biosystems made products or components. Krishgen Biosystems passes on to customer the warranty it received (if any) from the maker thereof of such non Krishgen made products or components. This warranty also does not apply to Products to which changes or modifications have been made or attempted by persons other than pursuant to written authorization by Krishgen Biosystems.

THIS WARRANTY IS EXCLUSIVE. The sole and exclusive obligation of Krishgen Biosystems shall be to repair or replace the defective Products in the manner and for the period provided above. Krishgen Biosystems shall not have any other obligation with respect to the Products or any part thereof, whether based on contract, tort, and strict liability or otherwise. Under no circumstances, whether based on this Limited Warranty or otherwise, shall Krishgen Biosystems be liable for incidental, special, or consequential damages.

This Limited Warranty states the entire obligation of Krishgen Biosystems with respect to the Products. If any part of this Limited Warranty is determined to be void or illegal, the remainder shall remain in full force and effect.

Krishgen Biosystems. 2018

THANK YOU FOR USING KRISHGEN PRODUCT!

Note: GENLISA™ is a registered trademark of KRISHGEN BIOSYSTEMS.