









KRISHZYME™ Hyaluronidase Enzymatic Assay Kit

Cat No: KBBA05

Ver5.0

RUO

Enzymatic Assay for Quantification of Hyaluronidase activity in cell culture supernatant and other biological fluids

	For Research Use Only		Catalog Number
	Store At		Batch Code
	Manufactured By		Biological Risk
	Expiry Date		Consult Operating Instructions

For Research Use Only. Purchase does not include or carry the right to resell or transfer this product either as a stand-alone product or as a component of another product. Any use of this product other than the permitted use without the express written authorization of KRISHGEN BioSystems is strictly prohibited.

REF KBBA05

 200 Tests



KRISHGEN BioSystems

For US / Europe: toll free +1(888)-970-0827 tel: +1(562)-568-5005
For Asia / India: tel: +91(22)-49198700
email: sales@krishgen.com

Storage Information:

1. Upon receipt store all the components at 2-8°C.

Specimen Collection and Handling:

Specimens should be clear and non-hemolyzed. Samples should be run at a number of dilutions to ensure accurate quantitation.

Cell Culture Supernatant: If necessary, centrifuge to remove debris prior to analysis. Samples can be stored at < -20°C. Avoid repeated freeze/thaw cycles.

Reagent Preparation (all reagents should be prepared freshly prior to use):

The KRISHZYME™ Hyaluronidase Assay is based on an enzyme-catalyzed kinetic reaction. To ensure identical incubation time, addition of Working Reagent should be quick and mixing should be brief but thorough. Use of a multi-channel pipettor is recommended.

Prior to assay, equilibrate all components to room temperature.

Working Reagent: Working Reagent should be prepared fresh and used within two hours. Prepare enough Working Reagent for each well by combining **4 ul HA Substrate** with **46 ul Assay Buffer**.

Hyaluronidase Standard Preparation: Hyaluronidase should be prepared in Enzyme Buffer and used fresh. Albumin and other proteins interfere with this assay and should not be included in the Enzyme Buffer.

Reconstitute the lyophilized Hyaluronidase enzyme vial with 100 ul Enzyme Buffer to generate a 1400 U/ml concentration. Keep the vial for 5 mins with gentle agitation before making further dilutions. It is recommended to make aliquots of this main stock and store at -20°C for future use.

Prepare the Standards stock by diluting the reconstituted stock solution further as per the below table. Thus the Hyaluronidase Standard concentrations are 896 U/ml, 448 U/ml, 224 U/ml, 112 U/ml, 56 U/ml, 28 U/ml and Enzyme Buffer serves as the zero standard (0 U/ml).

Standard Concentration	Standard No	Dilution Particulars
1400 U/ml	Standard Main stock	Original lyophilized Standard
1400 U/ml	Reconstituted stock	Reconstitute in 100ul Enzyme buffer
896 U/ml	Standard No.7	64 ul Reconstituted Stock + 36 ul Enzyme Buffer
448 U/ml	Standard No.6	50 ul Standard No.7 + 50 ul Enzyme Buffer
224 U/ml	Standard No.5	50 ul Standard No.6 + 50 ul Enzyme Buffer
112 U/ml	Standard No.4	50 ul Standard No.5 + 50 ul Enzyme Buffer
56 U/ml	Standard No.3	50 ul Standard No.4 + 50 ul Enzyme Buffer
28 U/ml	Standard No.2	50 ul Standard No.3 + 50 ul Enzyme Buffer
0 U/ml	Standard No.1	50 ul Enzyme Buffer

Assay Procedure:

1. Pipette **40 ul** of **Enzyme Buffer** into blank well
2. Add **20 ul** of prepared **Standards** or **Samples** to respective wells.
3. Incubate for 15 min at Room Temperature.

4. Add **40 ul Working Reagent** to all wells and tap plate to mix thoroughly.
5. Incubate for 45 minutes at Room Temperature.
6. Add **160 ul Stop Solution** to each well. Tap plate to mix well.
7. Incubate for 10 minutes at room temperature.
8. Read Absorbance at 600 nm.

Calculation of Results:

Determine the Mean Absorbance for each set of duplicate Standards and Samples.

Using Standard graph paper, plot the average value (absorbance 600nm) of each standard on the Y-axis versus the corresponding concentration of the standards on the X-axis. Draw the best fit curve through the standard points. To determine the unknown Hyaluronidase activity concentrations, find the unknown's Mean Absorbance value on the Y-axis and draw a horizontal line to the standard curve. At the point of intersection, draw a vertical line to the X-axis and read the Hyaluronidase activity Concentration. If samples were diluted, multiply by the appropriate dilution factor.

Software which is able to generate a cubic spline curve-fit or 4-PL (2nd order) is best recommended for automated results.

Note:

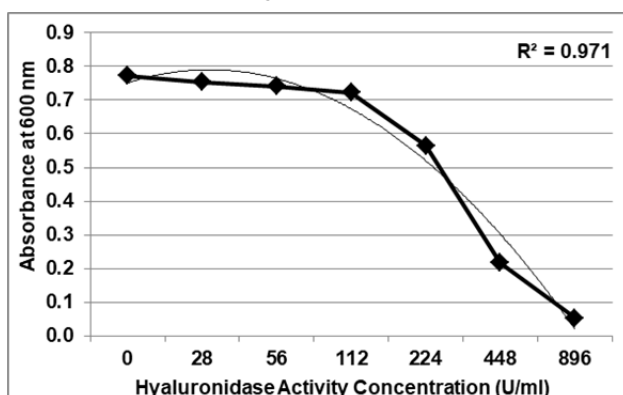
It is recommended to repeat the assay at a different dilution factor in the following cases:

- If the sample absorbance value is below the first standard.
- If the absorbance value is equivalent or higher than the 896 U/ml standard.

Typical Data

Hyaluronidase Activity Concentration (U/ml)	Mean Absorbance	Interpolated Activity Concentration	% Interpolated Activity Concentration against Actual activity Concentration
0	0.772	--	--
28	0.753	53.0	189.1
56	0.741	86.7	154.9
112	0.722	114.6	102.3
224	0.566	222.8	99.5
448	0.216	449.6	100.4
896	0.053	889.3	99.3

Typical Graph



Precautions:

Do not mix reagents from different kits or lots. Reagents from different manufacturers should not be used with this kit.

Performance Characteristics:

Please note that this validation is performed in our laboratory and will not necessarily be duplicated in your laboratory. This data has been generated to enable the user to get a preview of the assay and the characteristics of the kit and is generic in nature. We recommend that the user performs at the minimum; the spike and recovery assay and the dilutional linearity assay to assure quality results.

For a more comprehensive validation, the user may run the protocols as suggested by us herein below to develop the parameters for quality control to be used with the kit.

Sensitivity:

Limit Of Detection: It is defined as the lowest detectable concentration corresponding to a signal of Mean of '0' standard less $2 \times SD$. 10 replicates of '0' standards were evaluated and the LOD was found to be ~20 U/ml.

Assay Range:

0 U/ml to 896 U/ml.

Precision:

Intra-Assay: CV<5%

Inter-Assay: CV<8%

Safety Precautions:

- **This kit is for Research Use only.** Follow the working instructions carefully.
- The expiration dates stated on the kit are to be observed. The same relates to the stability stated for reagents
- Do not use or mix reagents from different lots.
- Do not use reagents from other manufacturers.
- Avoid time shift during pipetting of reagents.
- All reagents should be kept in the original shipping container.
- Some of the reagents contain small amount of sodium azide (< 0.1 % w/w) as preservative. They must not be swallowed or allowed to come into contact with skin or mucosa.
- Source materials maybe derived from human body fluids or organs used in the preparation of this kit were tested and found negative for HBsAg and HIV as well as for HCV antibodies. However, no known test guarantees the absence of such viral agents. Therefore, handle all components and all patient samples as if potentially hazardous.
- Since the kit contains potentially hazardous materials, the following precautions should be observed
 - Do not smoke, eat or drink while handling kit material
 - Always use protective gloves
 - Never pipette material by mouth
 - Wipe up spills promptly, washing the affected surface thoroughly with a decontaminant.
- In any case GLP should be applied with all general and individual regulations to the use of this kit.



References:

- A sensitive method for the assay of hyaluronidase activity
LC Benchetrit, SL Pahuja, ED Gray, RD Edstrom - Analytical biochemistry, 1977 - Elsevier
- A fluorimetric Morgan–Eelson assay method for hyaluronidase activity
T Takahashi, M Ikegami-Kawai, R Okuda... - Analytical biochemistry, 2003 - Elsevier
- A substrate-gel assay for hyaluronidase activity
MW Guntenhöner, MA Pogrel, R Stern - Matrix, 1992 - Elsevier
- A microplate assay for hyaluronidase and hyaluronidase inhibitors
JS Tung, GE Mark, GF Hollis - Analytical biochemistry, 1994 - Elsevier
- A zymographic assay for detection of hyaluronidase activity on polyacrylamide gels and its application to enzymatic activity found in bacteria
B Steiner, D Cruce - Analytical biochemistry, 1992 - Elsevier
- An operationally simple colorimetric assay of hyaluronidase activity using cationic gold nanoparticles
JW Kim, JH Kim, SJ Chung, BH Chung - Analyst, 2009 - pubs.rsc.org
- An ELISA-like assay for hyaluronidase and hyaluronidase inhibitors
M Stern, R Stern - Matrix, 1992 - Elsevier
- A hyaluronidase activity of the sperm plasma membrane protein PH-20 enables sperm to penetrate the cumulus cell layer surrounding the egg.
Y Lin, K Mahan, WF Lathrop, DG Myles... - The Journal of cell ..., 1994 - rupress.org
- A simple, rapid and sensitive plate assay for detection of microbial hyaluronidase activity
S Patil, B Chaudhari - Journal of Basic Microbiology, 2017 - Wiley Online Library

LIMITED WARRANTY

Krishgen Biosystems does not warrant against damages or defects arising in shipping or handling, or out of accident or improper or abnormal use of the Products; against defects in products or components not manufactured by Krishgen Biosystems, or against damages resulting from such non-Krishgen Biosystems made products or components. Krishgen Biosystems passes on to customer the warranty it received (if any) from the maker thereof of such non Krishgen made products or components. This warranty also does not apply to Products to which changes or modifications have been made or attempted by persons other than pursuant to written authorization by Krishgen Biosystems.

THIS WARRANTY IS EXCLUSIVE. The sole and exclusive obligation of Krishgen Biosystems shall be to repair or replace the defective Products in the manner and for the period provided above. Krishgen Biosystems shall not have any other obligation with respect to the Products or any part thereof, whether based on contract, tort, strict liability or otherwise. Under no circumstances, whether based on this Limited Warranty or otherwise, shall Krishgen Biosystems be liable for incidental, special, or consequential damages.

This Limited Warranty states the entire obligation of Krishgen Biosystems with respect to the Products. If any part of this Limited Warranty is determined to be void or illegal, the remainder shall remain in full force and effect.

Krishgen Biosystems. 2023

THANK YOU FOR USING KRISHGEN PRODUCT !

KRISHGEN BIOSYSTEMS®, GENLISA®, DHARMAPLEX™, GENBULK™, GENLISA™, KRISHZYME®, KRISHGEN®, KRIBIOLISA®, KRISHPLEX®, TITANIUM®, QUALICHEK® are registered trademarks of KRISHGEN BIOSYSTEMS. ©KRISHGEN BIOSYSTEMS. ALL RIGHTS RESERVED.

KRISHGEN BIOSYSTEMS | OUR REAGENTS | YOUR RESEARCH |